


1. SH Bezels

|    | EDP#    | SH or SD/SU | Type | Description                | Remarks                     |
|----|---------|-------------|------|----------------------------|-----------------------------|
| 1) | #149443 | SH          | 1    | 68/83mm (for EUR)          | Bezel guide + Plastic Frame |
|    | #149442 |             |      |                            | Bezel guide only            |
| 2) | #149441 | SH          | 2    | 76/83mm (for GBR)          | Bezel guide + Plastic Frame |
|    | #149445 |             |      |                            | Bezel guide only            |
| 3) | #149648 | SH          | 3    | 71mm fixed width (for RUS) | Bezel guide + Plastic Frame |
|    | #149649 |             |      |                            | Bezel guide only            |
| 4) | #151423 | SH          | 4    | 76mm fixed width (for JPN) | Bezel guide + Plastic Frame |
|    | #151422 |             |      |                            | Bezel guide only            |
| 5) | #151421 | SH          | 5    | 67mm fixed width (for USD) | Bezel guide + Plastic Frame |
|    | #151420 |             |      |                            | Bezel guide only            |

[Components]

|                       | SH (EUR)                   | Qty | SH (GBR/SCO)               | Qty | SH (RUS)                   | Qty |
|-----------------------|----------------------------|-----|----------------------------|-----|----------------------------|-----|
| Bezel guide A         | 4064RE0401                 | 1   | 4064RE0403                 | 1   | 4064RE0405                 | 1   |
| Plastic Frame (black) | 4064RE0402                 | 1   | 4064RE0402                 | 1   | 4064RE0402                 | 1   |
| Bezel guide B         | 4064RE0404                 | 1   | 4064RE0404                 | 1   | 4064RE0406                 | 1   |
| Screws                | Flathead 2.6x6P tight (BL) | 2   | Flathead 2.6x6P tight (BL) | 2   | Flathead 2.6x6P tight (BL) | 2   |



Plastic frame

Bezel guide



**2. Cash Box**

|    | EDP#    | SH or SD/SU | Description        | Remarks |
|----|---------|-------------|--------------------|---------|
| 6) |         | ALL         | 1000-note Cash Box |         |
| *1 | #151424 |             | 1K BOX handle      |         |
| *2 | #151697 |             | 1K BOX Frame       |         |
| *3 | #149650 |             | Only 1K BOX        |         |

[Components]

- Parts List      4064-PLM-02-01.....08 (also used in the standard 300 box)  
                   4064-PLM-03-01 (also used in the standard 300 frame)  
                   4064-PLM-06-01 (only for 1K box)



SD/SU Bezels and Bracket

| EDP# | SH or SD/SU | Type  | Description | Remarks   |  |
|------|-------------|-------|-------------|---|--|
| 7)   | #150125     | SU/SD | D3          | Up/Down: 68mm, middle 83mm<br>For EUR                   | Bezel and bracket are the same for SD/SU |
| 8)   | #150129     | SU/SD | D2          | 71mm fixed width for RUS<br>(middle for rejection only) |  |

[Components]

|                                | SD/SU TYPE D2 (RUS)              | Qty | SD/SU TYPE D3 (EUR)              | Qty |
|--------------------------------|----------------------------------|-----|----------------------------------|-----|
| SU/SD BKT                      | 4064PT0501                       | 1   | 4064PT0501                       | 1   |
| SU/SD PT                       | 4064PT0502                       | 1   | 4064PT0502                       | 1   |
| BEZEL SD/SU TYPE D             | 4064RE0701                       | 1   | 4064RE0701                       | 1   |
| BEZEL2 SD/SU TYPE D            | 4064RE0702                       | 1   | 4064RE0702                       | 1   |
| FACE UPPER SD/SU               | 4064RE0705                       | 1   | 4064RE0709                       | 1   |
| FACE LOWER SD/SU               | 4064RE0706                       | 1   | 4064RE0710                       | 1   |
| Screws for FACE                | Flathead 2.6 x 6 P tight (black) | 2   | Flathead 2.6 x 6 P tight (black) | 2   |
| Screws for BEZEL2 SD/SU TYPE D | Flathead 2.6 x 5 P tight (black) | 2   | Flathead 2.6 x 5 P tight (black) | 2   |









|     | EDP#    | SH or SD/SU | Type | Description   | Remarks                                  |
|-----|---------|-------------|------|---|--|
| 9)  | #151698 | SU/SD       | D1   | 67mm fixed width for USD<br>(middle for rejection only) | Bezel and bracket are the same for SD/SU |
| 10) | #150131 | SU/SD       | N2   | Up/Down: 76mm, middle 83mm<br>For GBR                   |  |

[Components]

|                                | SD/SU TYPE D1 (USA)            | Qty | SD/SU TYPE N2 (GBR)            | Qty |
|--------------------------------|--------------------------------|-----|--------------------------------|-----|
| SU/SD BKT                      | 4064PT0501                     | 1   | 4064PT0501                     | 1   |
| SU/SD PT                       | 4064PT0502                     | 1   | 4064PT0502                     | 1   |
| BEZEL SD/SU TYPE N/D           | 4064RE0701                     | 1   | 4064RE0501                     | 1   |
| BEZEL2 SD/SU TYPE N/D          | 4064RE0702                     | 1   | 4064RE0502                     | 1   |
| FACE UPPER SD/SU               | 4064RE0703                     | 1   | 4064RE0503                     | 1   |
| FACE LOWER SD/SU               | 4064RE0704                     | 1   | 4064RE0504                     | 1   |
| Screws for FACE                | Flathead 2.6x6 P tight (Black) | 2   | Flathead 2.6x6 P tight (Black) | 2   |
| Screws for BEZEL2 SD/SU TYPE D | Flathead 2.6x8 P tight (Black) | 2   | Flathead 2.6x8 P tight (Black) | 2   |







### 3. SD/SU Rear Access Frame

|     | EDP#    | SH or SD/SU | Description          | Remarks |
|-----|---------|-------------|----------------------|---------|
| 11) | #149642 | SD          | SD Rear Access Frame |         |
| 12) | #149641 | SU          | SU Rear Access Frame |         |

[Components]

|           | SD Rear Access Frame | Qty | SU Rear Access Frame | Qty |
|-----------|----------------------|-----|----------------------|-----|
| BOX GUIDE | 4064PT0504           | 1   | 4064PT0503           | 1   |



4. Lock Unit

|     | EDP#    | SH or SD/SU | Description              | Remarks                             |
|-----|---------|-------------|--------------------------|-------------------------------------|
| 13) | #149986 | ALL         | Lock Unit (without lock) | Can be screwed from inside of frame |

[Components]

Parts List 4064-PLM-08-01



5. Others (Bezel Cover Plate)

|     | EDP# | SH or SD/SU | Description          | Remarks               |
|-----|------|-------------|----------------------|-----------------------|
| 14) | #    | SH          | SH Bezel Cover Plate | Not yet in production |

